




T H E E X E R C I S E P O O L

THE BACKYARD FAMILY & FITNESS INNOVATION





Swim Jet System

The Swim Jet Systems are at the core of the TidalFit Exercise Pool line allowing you to adjust the amount of current you swim against.

Aquatic Training System

Your TidalFit Exercise Pool can include aquatic training equipment:

ROWING BARS

Smooth, low-impact, and non-load bearing, rowing spreads the exercise intensity evenly over the body's three major muscle groups: the torso, legs, and arms. This **even distribution of exercise** helps tone all muscles, instead of just one group.

STRENGTH TRAINING - RESISTANT CORDS, CLIPS, AND HANDLES

Resistance cords are used in the TidalFit pool for upper body exercises, specifically designed to **build strength** and lumbar core stability. The cords vary in size to accommodate beginners to advanced conditioning.

STATIONARY RESISTANT SWIM TEATHER

The buoyancy of water provides a virtually weightless environment, allowing you to walk with minimal stress on joints and bones. Walking against the resistance of water also increases the rate at which you **burn calories** and strengthen muscles.

THE NEW

DTL-6

Dual Temp FIT SPA

The **DTL-6 Dual Temp FitSpa** features a **14-foot exercise pool** with built-in stairs PLUS a luxury **6-foot hot tub** with separate controls. Available in Semi-Inground or Above Ground.

Dimensions

168 in. x 163 in. x 54 in.
427 cm x 414 cm x 137 cm

Water Capacity

2055 gal 7779 L

Dry Weight

3100 lbs 1406 kg

Heater

5.5 kW - 60 Hz (3.0 kW - 50 Hz)

U.S. Patent No. 10,208,496



POOL SIDE Dimensions:

168 in. x 91 in. x 54 in. 427 cm x 231 cm x 137 cm

Water Capacity: Dry Weight:
1640 gal 6208 L **2250 lbs** 1021kg



SPA SIDE Dimensions:

72 in. x 91 in. x 54 in. 183 cm x 231 cm x 137 cm


Water Capacity: Dry Weight:
375 gal 1420 L 850 lbs 386 kg

• HYDROTHERAPY SYSTEM:

35 Stainless Steel Helix Jets
(2) 3.0 BHP (1.5 HP continuous) 1-Spd

• QUAD SWIM JET SYSTEM

(4) Directional 6 in. Swim Jets
(2) 4.0 HP 1-Spd Swim Pumps (with Speed Control)



THE NEW

DTL-8

Dual Temp FIT SPA

The **DTL-8 Dual Temp FitSpa** features a **14-foot exercise pool** with built-in stairs PLUS a luxury **8-foot hot tub** with separate controls. Available in Semi-Inground or Above Ground.

Dimensions

168 in. x 182 in. x 54 in.
427 cm x 462 cm x 137 cm

Water Capacity

2100 gal 7949 L

Dry Weight

3197 Lb 1450 kg

Heater

5.5 kW - 60 Hz (3.0 kW - 50 Hz)

U.S. Patent No. 10,208,496



POOL SIDE Dimensions:

168 in. x 91 in. x 54 in. 427 cm x 231 cm x 137 cm

Water Capacity:

1640 gal 6208 L

Dry Weight:

2250 lbs 1021 kg



SPA SIDE Dimensions:

91 in. x 91 in. x 54 in. 231 cm x 231 cm x 137 cm

Water Capacity: Dry Weight:
430 gal 1628 L 947 lbs 430 kg

• HYDROTHERAPY SYSTEM:

DT-8 45 (2) 5.0 BHP (2.5 HP continuous) 1-Spd
(1) 3.0 BHP (1.5 HP continuous) 1-Spd

DT-8 61 (1) 3.0 HP 1-Spd
(1) 5.0 BHP (2.5 HP continuous) 1-Spd
(1) 3.0 BHP (1.5 HP continuous) 1-Spd

• QUAD SWIM JET SYSTEM

(4) Directional 6 in. Swim Jets
(2) 4.0 HP 1-Spd Swim Pumps (with Speed Control)



THE NEW

DT-19

Dual Temp FIT SPA

The **DT-19 Dual Temp FitSpa** features a **13-foot exercise pool** with built-in stairs **PLUS** a **5 person hot tub** with **35 jets** and separate controls. Available in Semi-Inground or Above Ground.

Dimensions

231 in. x 91 in. x 54 in.
587 cm x 231 cm x 137 cm

Water Capacity

2010 gal 7609 L

Dry Weight

2939 lbs 1333 kg

Heater

5.5 kW - 60 Hz (3.0 kW - 50 Hz)



U.S. Patent No. 10,208,496

SPA SIDE Dimensions:

72 in. x 91 in. x 54 in. 183 cm x 231 cm x 137 cm

Water Capacity:

375 gal 1420 L

Dry Weight:

850 lbs 386 kg



CAN Patent No. 2983297

POOL SIDE Dimensions:

159 in. x 91 in. x 54 in. 404 cm x 231 cm x 137 cm

Water Capacity: **1635 gal 6189L**
Dry Weight: **2089 lbs 948 kg**

• HYDROTHERAPY SYSTEM:

35 Stainless Steel Helix Jets
(2) 3.0 BHP (1.5 HP continuous) 1-Speed

• QUAD SWIM JET SYSTEM

(4) 6 in. Swim Jets
(2) 3.0 HP 1-Speed Swim Pumps (with Speed Control)

THE NEW

DT-21

Dual Temp FIT SPA

The **DT-21 Dual Temp FitSpa** features a **13-foot exercise pool** with built-in stairs PLUS an **8-foot luxury hot tub**. Available in Semi-Inground or Above Ground.

Dimensions

250 in. x 91 in. x 54 in.
635 cm x 231 cm x 137 cm

Water Capacity

2055 gal 7779 L


Dry Weight

3036 lbs 1377 kg

Heater

5.5 kW - 60 Hz (3.0 kW - 50 Hz)





U.S. Patent No. 10,208,496
CAN Patent No. 2983297

SPA SIDE Dimensions

91 in. x 91 in. x 54 in. 231 cm x 231 cm x 137 cm

Water Capacity: Dry Weight:
430 gal 1628 L 947 lbs 430 kg

POOL SIDE Dimensions

159 in. x 91 in. x 54 in. 404 cm x 231 cm x 137 cm

Water Capacity: Dry Weight:
1635 gal 6189L 2089 lbs 948 kg

• HYDROTHERAPY SYSTEM:

DT-8 45 (2) 5.0 BHP (2.5 HP continuous) 1-Spd
(1) 3.0 BHP (1.5 HP continuous) 1-Spd

DT-8 61 (1) 3.0 HP 1-Spd
(1) 5.0 BHP (2.5 HP continuous) 1-Spd
(1) 3.0 BHP (1.5 HP continuous) 1-Spd

• QUAD SWIM JET SYSTEM

(4) 6 in. Swim Jets
(2) 3.0 HP 1-Speed Swim Pumps (with Speed Control)

DUAL TEMP Standard Features

- Warranty:
 - Lifetime Structure^a
 - 7-Year Surface
 - 5-Year Parts, Labor, Plumbing and Electrical
 - 2 Year Cabinet
- All Seasons Shield Covers
- SpaTouch Topside:
 - Color Touchscreen Panel, WiFi Ready(Module Required),
 - Multi-language Interface
- Heater: 5.5 kW for North America (60 Hz), 3.0 kW for Export (50 Hz)
- Maintenance Free Grandwood Cabinet



The warranty printed in the booklet is for the USA only. Please contact your local dealer for relevant warranty document in your region.

Grandwood Cabinets



Charcoal
Black



Java



Grey

HP: Horsepower | +Color May Vary Slightly When Purchased Simultaneously On Spa Side and Pool Side | Swim Jets Are Rated at 175 GPM | ^aRefer to Owner's Manual for Full Description | **Available on Semi-Inground Models Only | ~Volumes are measured per APSP-14 testing. Volumes in field may vary by customers preference.

Pumps are rated at Brake Horse Power (BHP). BHP is a maximum value measured by the motor manufacturer with no load applied. Dry weight is shipping weight, including package and wooden runners. Dimensions, capacities and weights are approximate. Specifications are subject to change without notice. Spa images have been digitally rendered and may or may not show optional features.

POOL Side

- (3) Grab Rails
- Blue LED - 5 in. Spa Light
- Hi-Flo Circulation System
- BellagioFall Water Feature
- Quad Swim Jet System
 - (4) 6 in. Swim Jets
 - (2) 3.0 HP 1-Speed Swim Pumps (with Speed Control)

POOL Side Acrylics:

Marble




Silver Marble

SPA Side

- Helix SS Jet Design
- Blue LED - 3.5 in. Spa Light
- Hi-Flo Circulation System with Microfilter
- Dual Footblaster Jets (DT-8)

SPA Side Acrylics:

Solid



White

Marble



Silver Marble



DUAL TEMP OPTIONAL FEATURES

SPA Side Optional Features

- LED Lighting:
 - 1) DynaBrite (DT-8): (1) 3.5 in., (6) 2 in. LED Light, Tranquility Fall, Air Controls, Clear Footblaster (Optional)
 - 2) DynaBrite (DT-6): (1) 3.5 in., (4) 2 in. LED Light, Tranquility Fall, Air Controls
 - 3) DynaStar LED: (1) 3.5 in., (4) 2 in. LED Light
 - 4) Multicolor 10 LED
- Stereo System:
 - 1) Premium Infinity® Sound System by Harman:
 - Bluetooth Receiver, AM/FM, USB, Auxiliary Input, (4) 3 in. Speakers, (2) 6.5 in. Exterior Speakers, Power Subwoofer,
 - 2) Bluetooth® Music Experience:
 - Bluetooth Receiver, AM/FM, USB, Auxiliary Input, (4) 3 in. Speakers, Subwoofer
 - 3) bba™² Audio:
 - Fully Integrated Bluetooth Audio Streaming, (4) 3 in. Speakers, Subwoofer
 - Optional (2) 3 in. Patio Speakers
 - (Stereo System 2, 3, and Advanced Integrated Streaming)
- Worldwide WiFi App Module:
 - Download App for Smart Device to Control Spa Wirelessly
- 18 in. Tranquility Fall
- Pump/Heater Valves
- Footblasters Option (DT-8 Only)
 - Clear LED Footblaster (DynaPoint or DynaBrite LED Required)
- Water Purification:
 - 1) Diamond AOP™
 - 2) Crystal ProPure™ Ozone Mixing Chamber
 - 3) Ozonator
 - 4) FROG® @ease™ with SmartChlor™⁺⁺

⁺⁺Where Allowed By Law


SPA Side Acrylic Upgrades:



Tuscan Sun



Midnight Canyon



Storm Clouds




Smoky Mountains

Metallix



Glacier Mountain

Luster Swirls



White Pearl

Luster

POOL Side Optional Features


- LED Lighting:
 - 1) DynaBrite: (8) 2 in. Lights, (1) 5 in. Light, Illuminated BellagioFall [Illuminates (4) 6 in. Swim Jets]
 - 2) Multicolor 10 LED (DTL-14 only)
- Water Purification:
 - 1) Diamond AOP™
 - 2) Crystal ProPure™ Ozone Mixing Chamber
 - 3) Ozonator
- Pump/Heater Valves
- Aquatic Training System:
 - 1) Stationary Resistant Swim
 - 2) Rowing Bars and Resistant Cords

SEMI-INGROUND Installation


Partially sunk into the ground, this customization option is top rated for energy efficiency. Able to beautifully blend into your existing landscaping, the Semi-Inground Installation option also allows for the Rock Cabinet upgrade.

ROCK CABINETS UPGRADE*

Javastone*



Sandstone*



FOR THE FAMILY

Family-friendly TidalFit Exercise Pools are an excellent alternative to a full-sized backyard pool. In addition to providing many of the same benefits as a traditional swimming pool, TidalFit is also considerably easier to maintain. TidalFit Exercise Pools can be used year-round due to the pool's ability to regulate its temperature. A ideal backyard solution for family amusement.

FOR FITNESS

Swimming and water resistance workouts in TidalFit Exercise Pools are beneficial to people of all ages as a means of staying fit, healthy, and happy. These low-impact, high-resistance exercises are ideal for achieving general fitness while avoiding injury. Get healthy in the convenience and privacy of your own backyard.



Dual Temp FitSpas & Exercise Pools



The ideal backyard solution for
family and fitness.

Active EP-12

Dimensions

144 in. x 91 in. x 45 in.
366 cm x 231 cm x 114 cm

Water Capacity

1195 gal 4524 L

Dry Weight

1750 lbs 794 kg

Heater

5.5 kW - 60 Hz (3.0 kW - 50 Hz)





- **HYDROTHERAPY SYSTEM (optional):**

14 Helix Jets, 2 Whirlpool Jets, 6.0 BHP
(3.0 HP continuous) 1-Spd Pump

Available in:

- **Above Ground**



The **INTRODUCTION**

The Active EP-12 is the most basic model of the line, an introduction to TidalFit Exercise Pools.

Pumps are rated at Brake Horse Power (BHP). BHP is a maximum value measured by the motor manufacturer with no load applied. Dry weight is shipping weight, including package and wooden runners. Dimensions, capacities and weights are approximate. Specifications are subject to change without notice. Spa images have been digitally rendered and may or may not show optional features.

ActivePlus

EP-12

Dimensions

144 in. x 91 in. x 52 in.
366 cm x 231 cm x 132 cm

Water Capacity

1315 gal 4978 L

Dry Weight

2000 lbs 907 kg

Heater

5.5 kW - 60 Hz (3.0 kW - 50 Hz)



• HYDROTHERAPY SYSTEM (optional):

28 Helix Jets, 3.0 HP 1-Spd Pump, BellagioFall

Water Feature

Optional Twin Bench (Hydrotherapy Required) - 12 Helix Jets & 3.0 BHP

(1.5 HP continuous) 1-Spd Pump



○ Optional Twin Bench

Available in:

- Semi-Inground
- Above Ground



DOUBLE UP

The ActivePlus EP-12 features the optional Dual Swim System, Quad Swim Jet System, and Twin Benches.

Premium EP-14

Dimensions

168 in. x 91 in. x 52 in.
427 cm x 231 cm x 132 cm

Water Capacity

1660 gal 6284 L

Dry Weight

2250 lbs 1021 kg

Heater

5.5 kW - 60 Hz (3.0 kW - 50 Hz)



- **HYDROTHERAPY SYSTEM (optional):**

28 Helix Jets, 3.0 HP 1-Spd Pump, BellagioFall

Water Feature

- **QUAD SWIM JET SYSTEM (ActivePlus EP-12, EP-14, Core Swimmer, EP-15)**

(4) 6.0 in. Swim Jets

(2) 3.0 HP 1-Spd Swim Pump (with Speed Control)




Available in:

- Semi-Inground
- Above Ground



○ Optional Twin Bench



Core Swimmer

Dimensions

169 in. x 91 in. x 54 in.

429 cm x 231 cm x 137 cm

Water Capacity

1695 gal 6416 L

Dry Weight

2250 lbs 1021 kg

Heater

5.5 kW - 60 Hz (3.0 kW - 50 Hz)





• **QUAD SWIM JET SYSTEM (ActivePlus EP-12, EP-14, Core Swimmer, EP-15)**

(4) 6.0 in. Swim Jets

(2) 3.0 HP 1-Spd Swim Pump (with Speed Control)



Available in:
• Semi-Inground
• Above Ground

Pro EP-15

Dimensions

180 in. x 91 in. x 60 in.
457 cm x 231 cm x 152 cm

Water Capacity

2075 gal 7855 L

Dry Weight

2400 lbs 1088 kg

Heater

5.5 kW - 60 Hz (3.0 kW - 50 Hz)





Available in:
• Semi-Inground
• Above Ground



• **HYDROTHERAPY SYSTEM (optional)**

34 Helix Jets, 6.0 BHP (3.0 HP continuous) 1-Spd Pump, BellagioFall Water Feature

• **QUAD SWIM JET SYSTEM (ActivePlus EP-12, EP-14, Core Swimmer, EP-15)**

(4) 6.0 in. Swim Jets

(2) 3.0 HP 1-Spd Swim Pump (with Speed Control)



THE COMPLETE COLLECTION



DTL-6
Dual Temp FITSPA



DTL-8
Dual Temp FITSPA



DT-19
Dual Temp FITSPA



DT-21
Dual Temp FITSPA

BY TIDALFIT

Active
EP-12




ActivePlus
EP-12
(Bench Option)




ActivePlus
EP-12



Premium
EP-14



Premium
EP-14
(Bench Option)



Core
Swimmer



Pro
EP-15



STANDARD FEATURES

- Warranty:

- Lifetime Structure^a

- 7-Year Surface Warranty

- 5-Year Parts, Labor, Electrical and Plumbing

- 2-Year Cabinet

- All Seasons Shield Covers

- SpaTouch Topside:

- Color Touchscreen Panel, WiFi Ready (Module Required),

- Multi-language Interface



- Heater: 5.5 kW for North America (60 Hz), 3.0 kW for Export (50 Hz)

- Maintenance Free Grandwood Cabinet

- Grab Rails: (3) Core Swimmer, (2) EP-14/EP-15, (1) EP-12

- Full Foam with ABS Bottom

- Blue LED - 5 in. Spa Light

- Hi-Flo Circulation System

UPGRADES

- Quad Swim Jet System (ActivePlus EP-12, EP-14, Core Swimmer, EP-15)

- (4) 6.0 in. Swim Jets

- (2) 3.0 HP 1-Spd Swim Pump (with Speed Control)

- Core Swimmer: BellagioFall Water Feature standard with Quad Swim

- Note: International EP-14 models equipped with the Dual Bench feature cannot be equipped with Quad Swim Jet System.

- Dual Swim Jet System (ActivePlus EP-12)

- (2) 6.0 in. Swim Jets

- (1) 3.0 HP 1-Spd Swim Pump

- Hydrotherapy System:

- 1) Pro EP-15:

- 34 Helix Jets, 3.0 HP 1-Spd Pump, BellagioFall

- Water Feature

- 2) Premium EP-14:

- 28 Helix Jets, 3.0 HP 1-Spd Pump, BellagioFall

- Water Feature

- Optional Twin Bench (Hydrotherapy Required) - 32 Helix Jets & 2 X 3.0 BHP

- (1.5 HP continuous) 1-Spd Pumps

- 3) Core Swimmer:

- N/A

- 3) ActivePlus EP-12:

- 28 Helix Jets, 3.0 HP 1-Spd Pump, BellagioFall

- Water Feature

- Optional Twin Bench (Hydrotherapy Required) - 12 Helix Jets & 3.0 BHP

- (1.5 HP continuous) 1-Spd Pump

- 4) Active EP-12:

- 14 Helix Jets, 2 Whirlpool Jets, 6.0 BHP (3.0 HP continuous) 1-Spd Pump

- Stereo System :

- 1) Bluetooth® Music Experience:

- Bluetooth Receiver, AM/FM, USB, Auxiliary-Input, (4) 3 in. Speakers, Subwoofer

- 2) bba™2 Audio:

- Fully Integrated Bluetooth Audio Streaming, (4) 3 in. Speakers, Subwoofer

- Optional (2) 3 in. Patio Speakers LED Lighting:

- 1) DynaBrite Max LED (EP-14/Core Swimmer/EP-15)

- (12) 2 in. Lights, (1) 5 in. Light, Illuminates Water Feature & 6 in. Swim Jets

- 2) DynaBrite LED (EP-12)

- (8) 2 in. Lights, (1) 5 in. Light, Illuminates BellagioFall

- (Hydrotherapy Required) & 6 in. Swim Jets

- 3) Multicolor 10 LED

- Water Purification:

- 1) Diamond AOP™

- 2) Crystal ProPure™ Ozone Mixing Chamber

- 3) Ozonator

- Pump/Heater Valves

- Aquatic Training System:

- 1) Stationary Resistant Swim

- 2) Rowing Bars and Resistant Cords

- Worldwide WiFi App Module:

- Download App for Smart Device to Control Exercise Pool Wirelessly




SOAK UP A DAY OF
FAMILY FUN



COLORS & ACCESSORIES

GRANDWOOD CABINETS


Charcoal
Black



Java



Grey



ACRYLIC
Standard: Silver Marble

UPGRADES

STEPS AND ROCK STEPS

2-Steps Available on Semi-Inground Models Only

5-Steps Available on Above-Ground Models Only



Black



Javastone




Sandstone




Black 5-Steps

ROCK CABINETS *On Semi-Inground Models Only.*

Javastone*



Sandstone*



COVER LIFTERS



WiFi App Control

The **WORLDWIDE APP MODULE OPTION**, allows you to access your hot tub using an App on your smart device (Android™ or iPhone®) via a direct connection anywhere in the local proximity of your tub. Gain access anywhere in your house that you can connect to your local WiFi network, or anywhere in the world you have an internet connection to your smart device via 3G, 4G, 5G or WiFi hot spots.

With the App, you can **ensure that your hot tub will be ready whenever you want to take a dip**. The App provides full interface control so you can set the temperature, turn pumps on and off and even set filtration cycles - all from your smartphone or tablet.



*The app's cloud access cost is free for the first 12 months and then \$24 per year after. If not renewed after 12 months, the app will continue to operate in local mode only.

A **COVER LIFTER OPTION** is a vital piece of equipment that serves to protect not only your spa but also the cover. With a lifter, entering your spa is a cinch.

Manual Cover Lifter



Hydraulic Cover Lifter



WATER PURIFICATION

CLEAN & PURE SPA WATER

Our water purification systems virtually eliminates the need for chemicals to oxidize contaminants and organics on contact. It converts oxygen molecules “in the air” into ozone. When organics such as bacteria, viruses, and bather load are burned up in the process, it then reverts back to pure, fresh oxygen.

Proven ozone technology effectively removes water impurities and microorganisms, reduces chemical usage and requires less maintenance. Your skin will feel soft, clean and free of harsh chemicals.

Clean spa water made easy...nature's way.

SAVING TIME AND MAINTENANCE

For residential spas that effectively remove water impurities and microorganisms, reduce chemical usage, require less maintenance and provide the convenience of one unit to clean your spa day after day both domestically and internationally.

Proven, reliable and green technology for clean spa water.




OPTIONS

Diamond AOP™



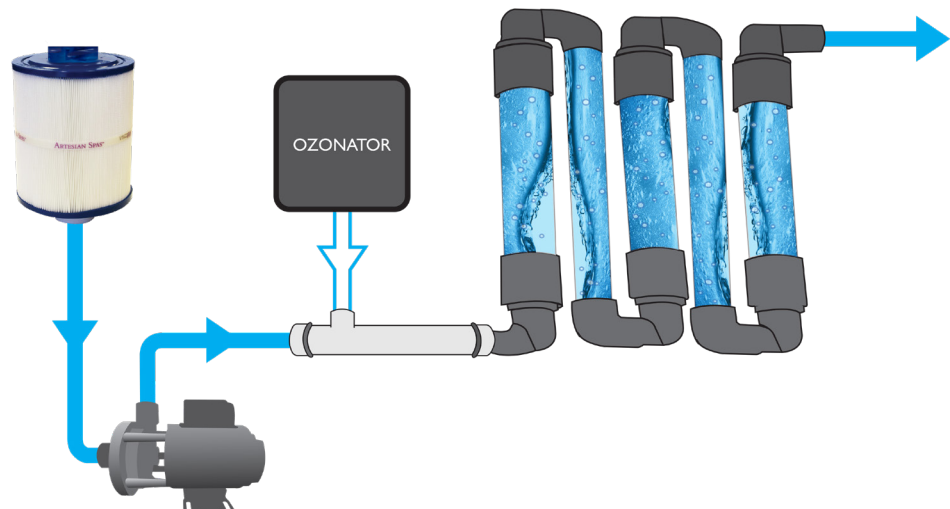
The Diamond AOP™ process combines Microfiltration, high efficiency Circulation Pump, and the AquaNova™ UVC & Ozone Spa Sanitizer, to create a highly advanced oxidation process (AOP) for water purification.



Crystal ProPure™



Water Purification combines the Ozonator, Dynamic Injector, and the ProPure Mixing Chamber. All components work together to create an innovative water purification system.





About TidalFit Exercise Pools

The TidalFit exercise pool is built to the same world class quality standards that you would expect from May Manufacturing, LLC, who is renowned throughout the spa industry. Designed with an ideal combination of innovative engineering and artistry, the TidalFit is as constant in quality as it is in efficiency and design. Some of the most discriminating buyers acquire this exercise pool because it is intuitively user friendly, as well as being aesthetically appealing. Simply put, with its quality workmanship and exceptionally attractive features, the TidalFit is in a class of its own. TidalFit was recently seen on the ABC television show *Extreme Makeover Weight Loss Edition*.



www.TidalFit.com



Built in the USA for the World: TidalFit is sold in over 68 countries.

